




# SCENARA™ .store

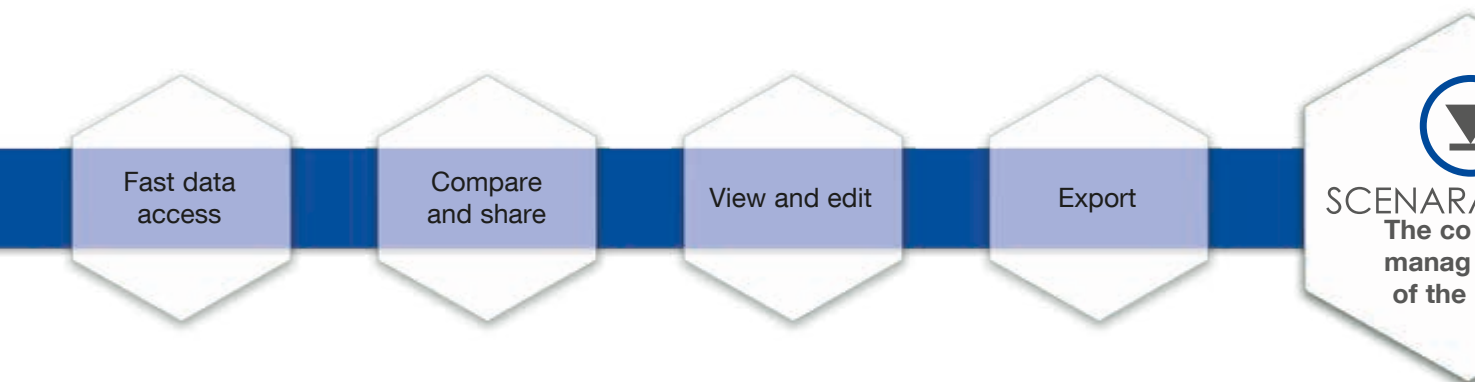
CONTENT MANAGEMENT BY KARL STORZ

*Do not search – find*





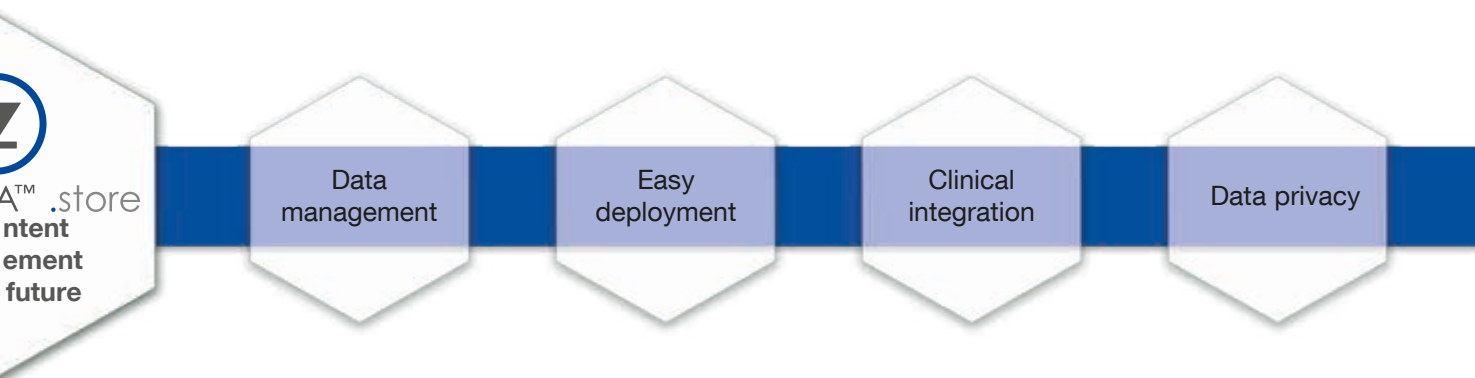
## For hospital staff



**SCENARA™ .store completes the KARL STORZ**

- SCENARA™ .STORE brings together endoscopic data – including patient and procedure data from various systems – in a central place.
- SCENARA™ .STORE allows rapid and mobile access – from the office, the meeting room, or the patient room.
- SCENARA™ .STORE is a scalable solution for facilities of all sizes, from smaller practices to large university medical centers. Thanks to our pay-as-you-grow pricing strategy, this solution is affordable as well.

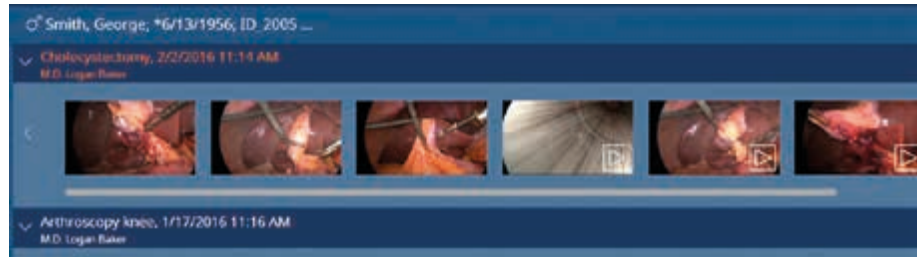
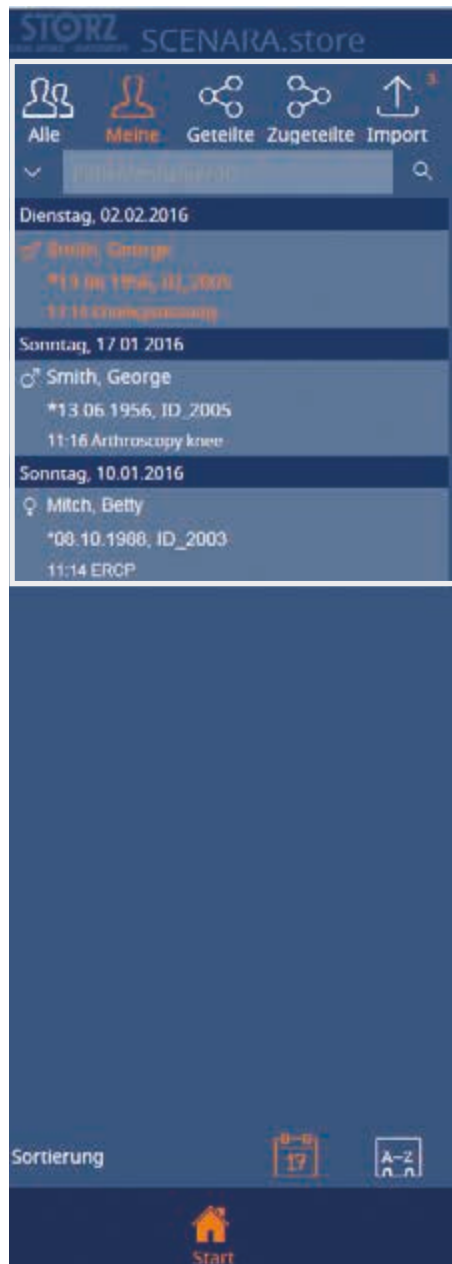
**For medical technology  
and hospital IT**



ORZ imaging and documentation chain.

- SCENARA™ .STORE storage and administration of endoscopic data and offers a web interface through which users can access data linked to them.
- Thanks to system scalability as well as software updates and upgrades, SCENARA™ .STORE is a future-proof solution.
- Optionally, SCENARA™ .STORE can be purchased with a service contract that includes software maintenance, support in case of malfunction, and software updates free of additional cost.

## Advantages for hospital staff



Fast data access

### Support in finding information

SCENARA™ .STORE provides flexible and easy access to endoscopic image and video data.

As a result, productivity and patient care can be improved, time saved, cost reduced, and patient satisfaction increased.

View and edit

SCENARA™ .STORE features a virtual examination concept and additional navigation tools that ensure excellent user orientation at any time, even in long recordings.

Image and video data can be directly and quickly edited for further use. Videos can be cut and still images generated from videos.

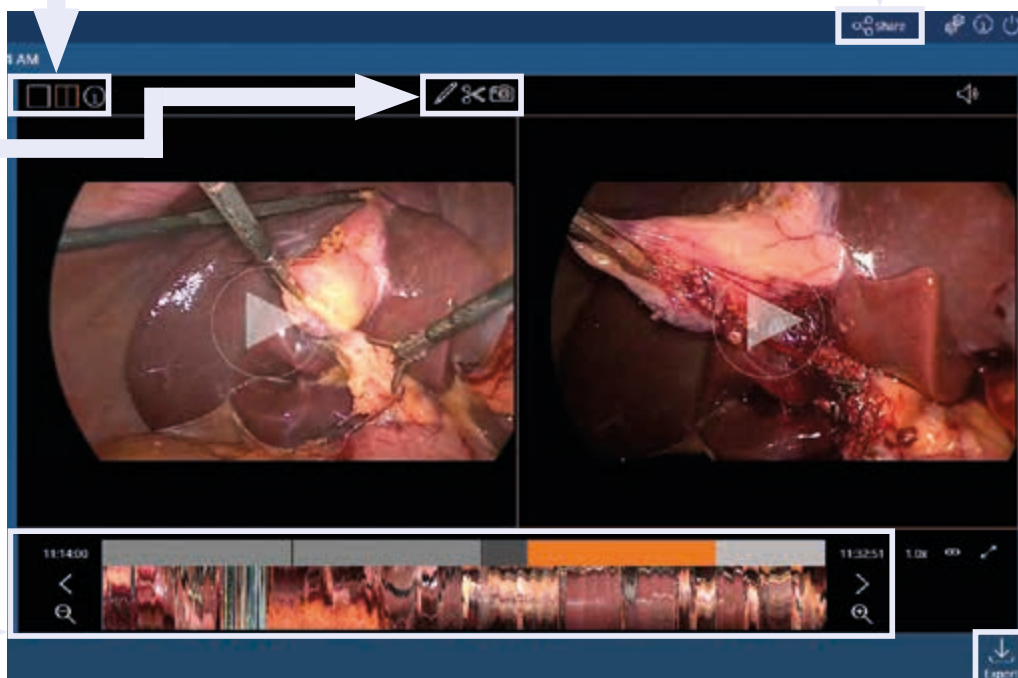


### Compare and share

SCENARA™ .STORE allows users to compare the images of a patient from the same procedure or from several procedures to assess the course of disease.

In addition, patient data can be made available to other users in a controlled and documented manner.

### Smart function and intuitive operation



### Export

SCENARA™ .STORE permits the easy and rapid export of all image and video data, optionally in anonymized form. Afterward, they can be immediately used, for instance to pass them on to the patient or for presentation purposes.

## Advantages for hospital IT and medical technology

Data management

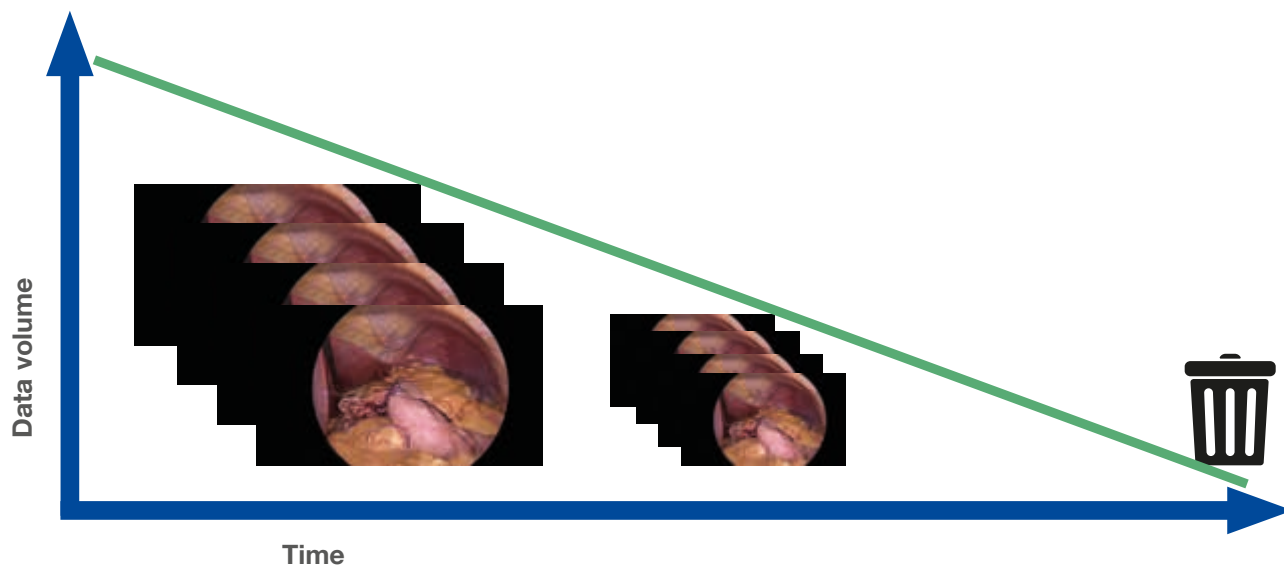
**Intelligent data storage and management**

SCENARA™ .STORE is a client-server solution for storing endoscopic data in a central database.

Based on a scientifically tested set of rules, image and video data can be compressed or even deleted after a defined time period.\*

### \*Efficient archiving

Image and video data should be available in maximum quality for a certain time period after the completion of a procedure. Procedures that were performed many months ago are typically no longer of great interest, and many are never retrieved again. However, they could become relevant again in follow-up treatment or for forensic examinations, etc. Therefore, they must be archived, but lower image quality is sufficient for this purpose.



### Clinical integration

#### Compatibility is essential

SCENARA™ .STORE permits easy integration and seamlessly fits into the existing clinical infrastructure.

Data are exchanged through the DICOM communication standard.

### Data privacy

#### Protecting patient data is key

SCENARA™ .STORE is based on a user-centered concept and features configurable user management.

The general KARL STORZ documentation concept allows the individual assignment of patient data.

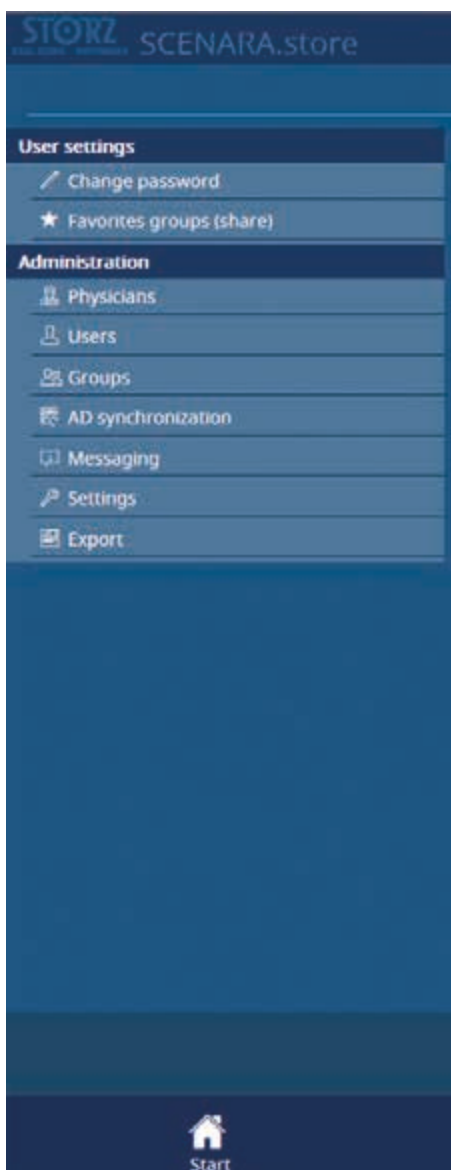
Furthermore, the connection to the existing IT infrastructure is supported via LDAP.

### Easy deployment

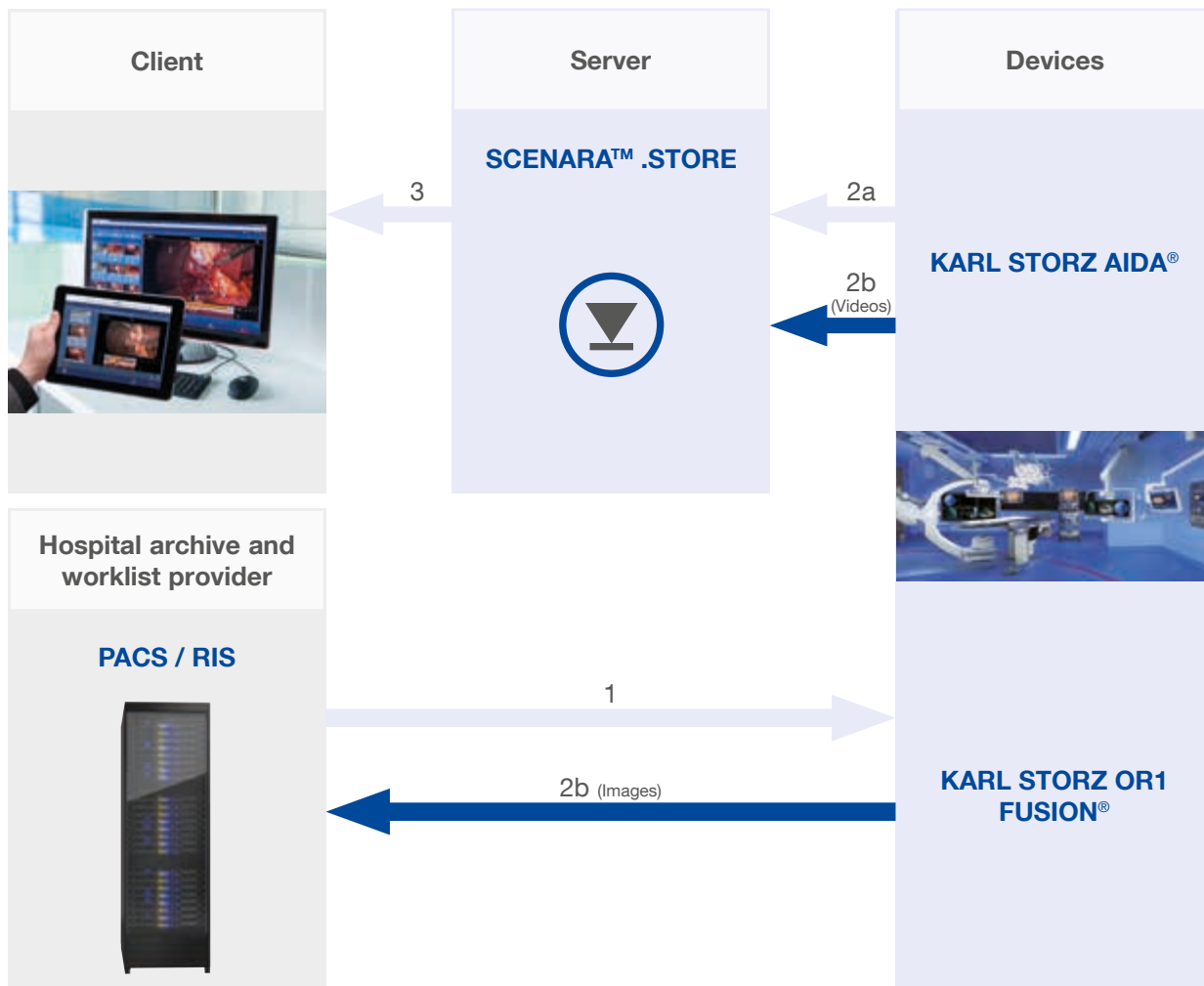
#### In-house administration

SCENARA™ .STORE is a self-hosted solution. This means that users maintain full control of their data.

The system is based on modern HTML5 web technology and can therefore be run on common web browsers without installing client applications.



## Data flow\*



1. Worklist from PACS to the KARL STORZ device
2. a) Images and videos from the KARL STORZ device to SCENARA™ .STORE  
 b) Images from the KARL STORZ device to PACS  
 Videos from the KARL STORZ device to SCENARA™ .STORE
3. Data access from PC or tablet via http(s)

\*This figure shows two possible scenarios.



KARL STORZ OR1 FUSION® and KARL STORZ AIDA® allow users to adopt a worklist. The systems retrieve the worklist from the PACS (Picture Archiving and Communications System) or RIS (Radiology Information System). In the examination room or the OR, this allows retrieval of cases according to the schedule without the data having to be re-entered manually. During the procedure, still images and videos are recorded with KARL STORZ OR1 FUSION® or KARL STORZ AIDA® and filed appropriately. In this scenario, the still images and videos are stored on the SCENARA™ .STORE server. These data are accessed through the SCENARA™ .STORE web application. The number of terminal devices is unlimited. Alternatively, users can send still images to the PACS and store only videos on the SCENARA™ .STORE server.

## **KARL STORZ AIDA®**

### **Impressively different documentation**

AIDA™ is designed for the documentation of surgical procedures and stands for the stringent implementation of all medical documentation requirements.

With AIDA™ and SCENARA™ .STORE, we offer an ideal product package for generating media objects and for effectively storing and administering these objects.

## **KARL STORZ OR1 FUSION®**

### **The ultimate OR control**

KARL STORZ OR1 FUSION® is the first completely digital and IP-based platform.

KARL STORZ OR1 FUSION® and SCENARA™ .STORE meet the demand for an integrated solution – with image management, device control, communication, and a documentation solution for generating media objects and effectively storing and administering these objects.

In addition to DICOM data transmission, communication via HL7 is available.

With SCENARA™ .CONNECT, the HIS (Hospital Information System) can be incorporated into the data flow alongside the PACS.

## **SCENARA™ .connect**

### **Interoperability by KARL STORZ**

SCENARA™ .CONNECT offers a centralized DICOM and HL7 communication interface between KARL STORZ documentation systems and existing information and archiving systems from various manufacturers.

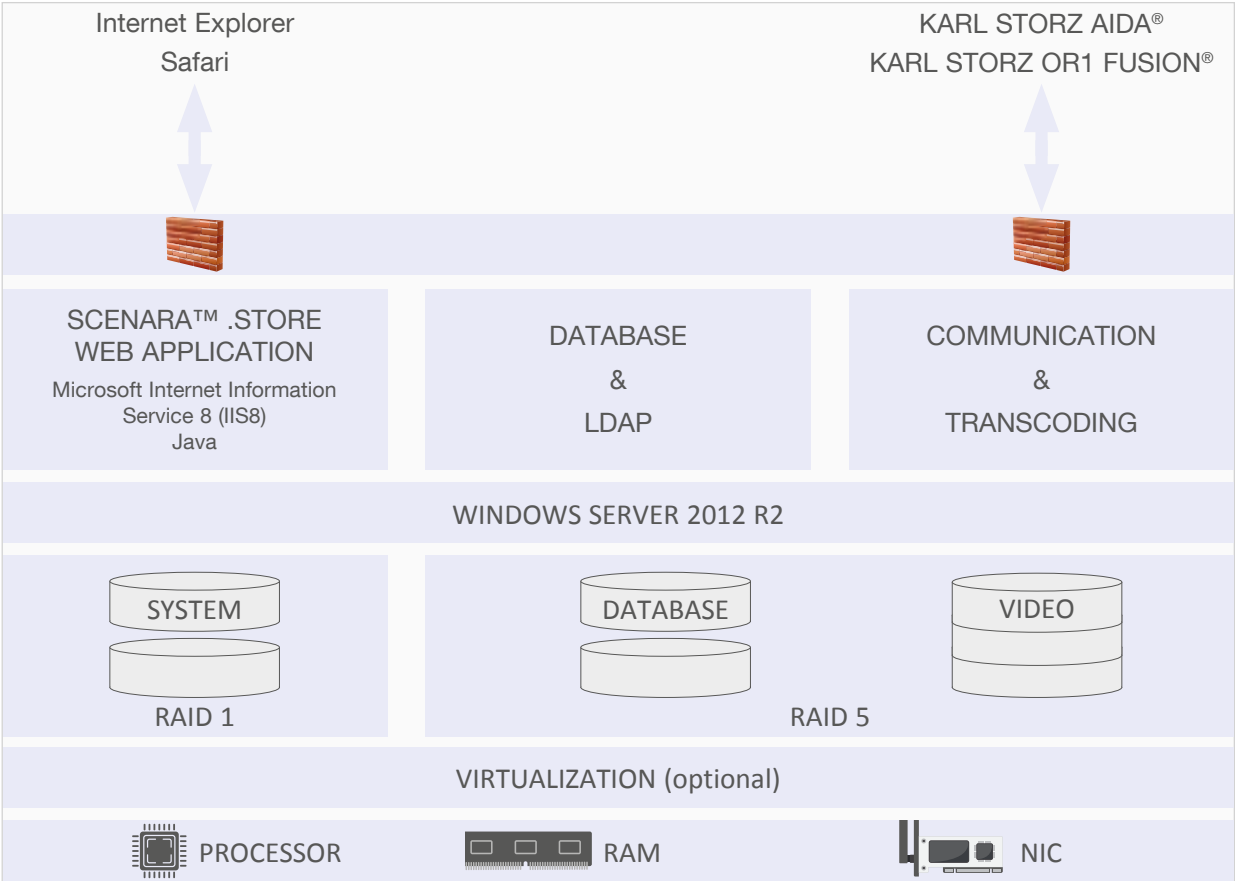
In addition to KARL STORZ AIDA® and KARL STORZ OR1 FUSION®, the KARL STORZ TELE PACK series can be integrated into the data flow with the aid of SCENARA™ .CONNECT.

## **TELE PACK X LED network**

### **The mobile all-in-one solution for rigid and flexible endoscopy**

The TELE PACK series offers a monitor, light source, and camera control unit as a portable, single-unit solution. The TELE PACK X LED is also available as a GI version with integrated pump. With the appropriate accessories, the device is even stroboscopy-capable for ENT.

System requirements



Server		
	Minimum	Recommended
Operating system	Windows Server 2012 R2 Standard, incl. IIS8	
Browser	Microsoft Internet Explorer 10 / 11, Apple Safari	
CPU	Approx. 2 GHz, 8-core	Approx. 2 GHz, 16-core
RAM	8 GB	16 GB
System partition	60 GB RAID 1	80 GB RAID 1
Data partition	min. 4TB RAID 5 Approx. 1 GB/h SD for video data from AIDA™ Approx. 4 GB/h HD for video data from AIDA™	
Network	2 x 1 Gbit/s (teaming)	4 x 1 Gbit/s (teaming)
	Optional HTTPS Optional LDAP	
Administrator rights are required for installation. Optionally, remote maintenance access could be required.		

## Item numbers

<b>WS100-S</b>	<b>SCENARA™ .STORE</b> SCENARA™ .STORE server and modality license. Please note the installation requirements.
<b>WSoftw</b>	<b>Software maintenance contract</b> Software maintenance contract including software updates (to ensure an up-to-date system) Provision of workarounds and patches Telephone support Upgrades at discounted price

## Service

KARL STORZ not only offers high quality products, but we also constantly strive to make working with our products as easy as possible. This allows you to focus on the essential: your patients!

To optimally relieve you of non-medical tasks, KARL STORZ has developed a service contract concept offering exclusive service.

The KARL STORZ Software Maintenance Service Contract offers comprehensive operator support for KARL STORZ software products to ensure maximum safety, availability, and long-term value preservation:

- Software maintenance minimizes the risk of malfunctions or system failure.
- Malfunctions are prevented or quickly eliminated by the automatic transmission of patches and the setup of workarounds.
- The supply of software updates and upgrades for the system ensures that the system is ready for the future and reduces the need for new investments.



## Perfecting SURGICAL Outcomes



*THE DIAMOND STANDARD*

KARL STORZ GmbH & Co. KG  
Mittelstraße 8, 78532 Tuttlingen/Germany  
Postbox 230, 78503 Tuttlingen/Germany  
Phone: +49 (0)7461 708-0  
Fax: +49 (0)7461 708-105  
E-Mail: [info@karlstorz.com](mailto:info@karlstorz.com)  
[www.karlstorz.com](http://www.karlstorz.com)



Health  
made in Germany

[www.health-made-in-germany.com](http://www.health-made-in-germany.com)